


Textura



Textura

Text Tiles quilt by Nancy Mahoney featuring the *Textura* collection by P&B Textiles

Quilt Size: 62" x 74"

Yardage

Fabric A	TEXT 964 AU	3/8 yard
Fabric B	TEXT 964 B	3/8 yard
Fabric C	TEXT 964 BV	3/8 yard
Fabric D	TEXT 964 F	3/8 yard
Fabric E	TEXT 964 G	3/8 yard
Fabric F	TEXT 964 GR	3/8 yard
Fabric G	TEXT 964 LG	3/8 yard
Fabric H	TEXT 964 LS	3/8 yard
Fabric I	TEXT 964 O	3/8 yard
Fabric J	TEXT 964 RO	3/8 yard
Fabric K	TEXT 964 S	5/8 yard
Fabric L	TEXT 964 T	3/8 yard
Fabric M	TEXT 964 YG	3/8 yard
Fabric N	CSNE W*	1 1/2 yards
Backing	any <i>Textura</i> fabric	4 yards

* from the *Color Spectrum* collection

Cutting

All strips are cut across the width of the fabric.

From each of fabric A, fabric F, fabric H, and fabric M, cut:

- (7) 1 1/2" x 42" strips; cut into (30) 1 1/2" x 4 1/2" rectangles and (30) 1 1/2" x 3 1/2" rectangles

From each of fabric B, fabric C, fabric D, fabric E, fabric G, fabric I, fabric J, and fabric L, cut:

- (1) 6 1/2" x 42" strip; cut into (15) 2 1/2" x 6 1/2" rectangles
- (1) 4 1/2" x 42" strip; cut into (15) 2 1/2" x 4 1/2" rectangles

From fabric N, cut:

- (11) 3 1/2" x 42" strips; cut into (120) 3 1/2" squares
- (7) 1 1/2" x 42" strips. Piece the strips; cut
(2) 1 1/2" x 72 1/2" side border strips and
(2) 1 1/2" x 62 1/2" top/bottom border strips.

From fabric K, cut:

- (8) 2 1/4" x 42" binding strips

Block A Assembly

1. Sew one fabric A 1 1/2" x 3 1/2" rectangle to one fabric N square. Sew one fabric A 1 1/2" x 4 1/2" rectangle to an adjacent side of the unit. Repeat to make a total of 30 units.



2. Repeat step 1 using fabric H rectangles and 30 fabric N squares to make 30 units.


3. Referring to the block diagram, sew one fabric C 2 1/2" x 4 1/2" rectangle to one unit from step 1. Sew a fabric C 2 1/2" x 6 1/2" rectangle to the unit to complete one quadrant. Repeat to make a total of 15 quadrants.

4. Repeat step 3 using fabric B rectangles and the remaining units from step 1 to make 15 quadrants.

5. Repeat step 3 using fabric G rectangles and 15 units from step 2 to make 15 quadrants.

6. Repeat step 3 using fabric J rectangles and the remaining units from step 2 to make 15 quadrants.

7. Lay out one quadrant each from steps 3–6 in a four-patch arrangement as shown. Join the units into rows and then join the rows to complete one block. Make a total of 15 A blocks.



Block B Assembly

8. Sew one fabric F $1\frac{1}{2}$ " x $3\frac{1}{2}$ " rectangle to one fabric N square. Sew one fabric F $1\frac{1}{2}$ " x $4\frac{1}{2}$ " rectangle to an adjacent side of the unit. Repeat to make a total of 30 units.

9. Repeat step 8 using fabric M rectangles and the remaining fabric N squares to make 30 units.

10. Referring to the block diagram, sew one fabric L $2\frac{1}{2}$ " x $4\frac{1}{2}$ " rectangle to one unit from step 8. Sew a fabric L $2\frac{1}{2}$ " x $6\frac{1}{2}$ " rectangle to the unit to complete one quadrant. Repeat to make a total of 15 quadrants.

11. Repeat step 10 using fabric E rectangles and the remaining units from step 8 to make 15 quadrants.

12. Repeat step 10 using fabric D rectangles and 15 units from step 9 to make 15 quadrants.

13. Repeat step 10 using fabric I rectangles and the remaining units from step 9 to make 15 quadrants.

14. Lay out one quadrant each from steps 10–13 in a four-patch arrangement as shown. Join the units into rows and then join the rows to complete one block. Make a total of 15 B blocks.

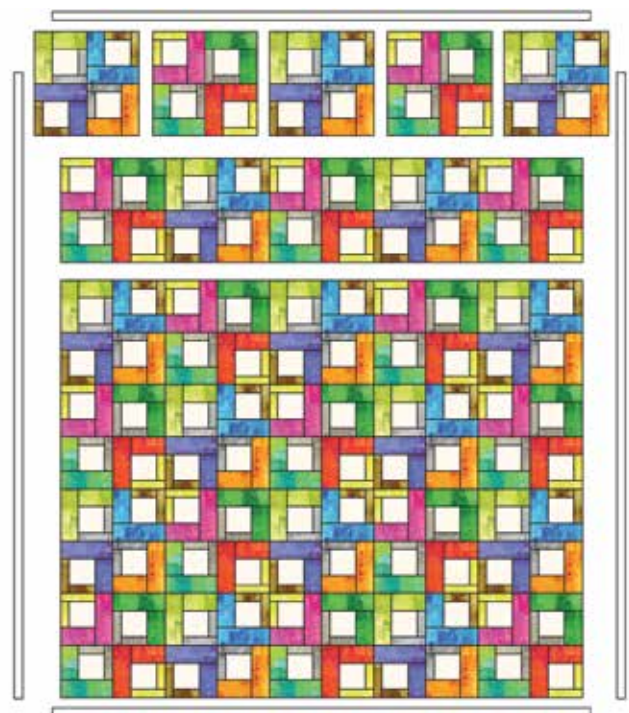


Quilt Assembly

15. Lay out the blocks in six rows of five blocks each, alternating the A and B blocks as shown. Join the blocks into rows, and then join the rows.

16. Sew the fabric N strips to the sides, top, and bottom of the quilt top.


17. Layer the quilt top with batting and backing; baste. Quilt as desired. Using the fabric K binding strips, bind the edges to finish.



Quilt Layout Diagram

Textura

Fabric Collection by **P&B Textiles**




TEXT 964 AU



TEXT 964 AZ



TEXT 964 YG



TEXT 964 LG



TEXT 964 G



TEXT 964 T




TEXT 964 B



TEXT 964 BV



TEXT 964 F



TEXT 964 O



TEXT 964 RO



TEXT 964 GR



TEXT 964 LS



TEXT 964 S



P&B Textiles ♦ www.pbtex.com ♦ 800-351-9087

45-47 Washington St., Pawtucket, RI 02860 ♦ 237 W. 35th St., 11th floor, New York, NY 10001

▲ 100% cotton ♦ Cold wash & dry ♦ 43" / 44" ♦ Colors may vary due to printing process

All fabrics shown at 17% scale except where indicated otherwise.